

Third Grade Reading Requirements 2024


- Read 2-3 picture books/week and at least 3 small chapter books over the summer (Some students are ready to be reading only small chapter books and others are ready for longer ones. All students should be reading small chapter books by the end of the summer. Be sure to include some non-fiction books!)
- **RECORD ALL BOOKS READ ON THE SUMMER READING LOG**
- Try to complete the "Summer Reading Bingo" Sheet for some fun reading ideas

ACTIVITIES

- Pick 4 books over the summer to complete 4 of the "I Read..." activity sheets (attached). Be sure to have students write their names and the name of the book on each sheet. Use one per book.
- Pick 4 books over the summer to complete 4 of the "Story Snapshot" sheet (attached) Complete one per book.

OR

- Accrue 15 AR Points before the first day of school!



Reading Log and Activity Packets (stapled together) are due the first week of school OR students will turn in Reading Log and have earned at least 15 AR Points by the first day of school.


****I've also attached a list of great books for this age group if you need some recommendations for reading options this summer****



SUMMER READING LOG



NAME _____


	Date	Title of the book	Author	Review
1				☆☆☆☆
2				☆☆☆☆
3				☆☆☆☆
4				☆☆☆☆
5				☆☆☆☆
6				☆☆☆☆
7				☆☆☆☆
8				☆☆☆☆
9				☆☆☆☆
10				☆☆☆☆
11				☆☆☆☆
12				☆☆☆☆
13				☆☆☆☆
14				☆☆☆☆
15				☆☆☆☆
16				☆☆☆☆
17				☆☆☆☆
18				☆☆☆☆
19				☆☆☆☆
20				☆☆☆☆
21				☆☆☆☆
22				☆☆☆☆

SUMMER READING BINGO

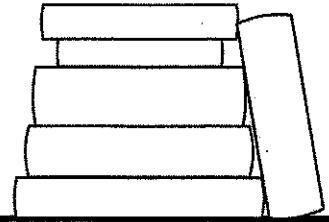
Mark off each space as you complete it. Get 5 in a row and bring back to your teacher at the beginning of the school year for a special prize!

Read to a relative over the phone.	Read before you go to bed at night.	Read in the dark with a flashlight.	Read to a stuffed animal or pet.	Read a book that makes you laugh.
Read a non-fiction book.	Read a book with a yellow cover.	Read a book that takes place in the summer.	Read while eating ice cream.	Read a book your parents pick out for you.
Read while drinking a glass of lemonade.	Read a fiction book.		Read a book suggested by a friend.	Read to someone who is younger than you.
Read a book about friendship.	Read to someone who is older than you.	Read by the pool or ocean.	Make a blanket fort and read while inside it.	Read aloud in a whisper voice.
Read while having a picnic.	Read while sitting under a tree.	Read during a car ride.	Read while in a different town, city, or country.	Read early in the morning.

CARD ONE



I Read...



Date:

Title:

Author:

Illustrator:


My Rating: ★ ★ ★ ★ ★

I Read this Book:


by myself

with _____

What Happened in the Book
(write or draw)



I Read...



Date:

Title:

Author:

Illustrator:

My Rating: ☆ ☆ ☆ ☆ ☆


I Read this Book:

by myself

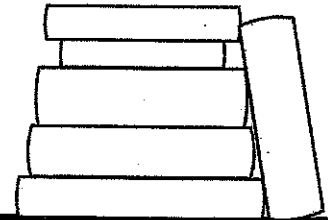
with _____

What Happened in the Book
(write or draw)

Large empty rectangular box for writing or drawing.



I Read...



Date:

Title:

Author:

Illustrator:

My Rating: ☆ ☆ ☆ ☆ ☆


I Read this Book:

by myself

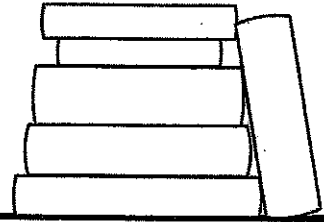
with _____

What Happened in the Book
(write or draw)

A large rectangular box with a thick black border, intended for writing or drawing a summary of the book's plot.



I Read...



Date:

Title:

Author:

Illustrator:

My Rating: ☆ ☆ ☆ ☆ ☆


I Read this Book:

by myself

with _____


What Happened in the Book
(write or draw)

STORY SNAPSHOTS




Choose three events from the story and illustrate them in the space below. On the back of this page, explain why these events were important.

STORY SNAPSHOTS




Choose three events from the story and illustrate them in the space below. On the back of this page, explain why these events were important.

STORY SNAPSHOTS



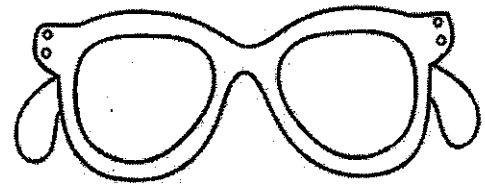
Choose three events from the story and illustrate them in the space below. On the back of this page, explain why these events were important.

STORY SNAPSHOTS

The form consists of three overlapping rectangular boxes. The top-left box is upright. The middle-right box is tilted clockwise. The bottom-left box is upright. Each box is defined by a double-line border, creating a frame for a drawing.

Choose three events from the story and illustrate them in the space below. On the back of this page, explain why these events were important.

SUMMER



PICTURE BOOKS

Below is a list of fantastic picture books with a summer theme that you may want to check out!

BOOK TITLE	AUTHOR
The Sandcastle that Lola Built	Megan Maynor
Finding Wild	Megan Wagner Lloyd
The Night is Yours	Abdul-Razak Zachariah
The Night Before Summer Vacation	Natasha Wing
And Then Comes Summer	Tom Brenner
The Camping Trip	Jennifer K. Mann
Sun	Sam Usher
Should I share my Ice Cream?	Mo Willems
Jabari Jumps	Gaia Cornwall
The Golden Glow	Benjamin Flouw
Hike	Pete Oswald
Everything you need for a Tree House	Carter Higgins
The Snail and the Whale	Julia Donaldson
The Gardener	Sarah Stewart
Yucky Worms	Vivian French
The Night Before the Fourth of July	Natasha Wing
It Began with Lemonade	Gideon Sterer
Cannonball	Sacha Cotter
The Little Blue Cottage	Kelly Jordan
How to Catch a Mermaid	Adam Wallace
Dude	Aaron Reynolds
Sunrise Summer	Mathew Swanson

SUMMER NOVELS

Below is a list of fantastic novels for upper elementary that you may want to check out!

BOOK TITLE	AUTHOR
Otherwise known as Sheila the Great	Judy Bloom
Song for a Whale	Lynne Kelly
Wish	Barbara OConner
Hatchet	Gary Paulsen
The Unteachables	Gordon Korman
The One and Only Ivan	Katherine Applegate
The Wild Robot	Peter Brown
Because of Winn Dixie	Kate Dicamillo
The Hundred Dresses	Eleanor Estes
Out of my Mind	Sharon M Draper
Holes	Louis Sachar
Wonder	R.J. Palacio
Bud Not Buddy	Christopher Paul Curtis
The City of Ember	Jeanne Du Prau
Among the Hidden	Margaret Petersen Haddix
How to Eat Fried Worms	Thomas Rockwell
A Night Divided	Jennifer A Nielsen
Seedfolks	Paul Fleischman
The Lemonade War	Jacqueline Davies
Frindle	Andrew Clements
Charlotte's Web	E.B. White
The Lion, the Witch, and the Wardrobe	C.S. Lewis